

2003 ANNUAL REPORT



2003 ANNUAL REPORT

Contents

- 1 Letter from Jay Smith
President of the Board of Trustees
- 2 Letter from Dr. Ben Hahn
President/CEO
- 2 Letter from Melinda Ryles-Smith
VP for Advancement
- 3 2003 Church Annual Giving Report
How Much Did Your Church Give in 2003?
- 12 Financial Graphs
From 2003 Annual Reports

Versailles Campus
P.O. Box 749
Versailles, KY 40383
(859) 873-4481
Toll Free (877) 887-4481
Fax (859) 873-8078

**Mary Kendall
Treatment & Emergency Shelter**
193 Phillips Court
Owensboro, KY 42303
(270) 683-6481
Fax (270) 926-0817

Ministry of Love for the Least of These

The Rev. Dr. Jay F. Smith, President, Methodist Home Board of Trustees



Once again, I count it a great joy and privilege to greet you as the president of the Board of Trustees of the Kentucky United Methodist Homes for Children & Youth.

Early in June, I attended the 2004 Kentucky Annual Conference in Louisville. This year's theme was "The Least of These," referring to Jesus' powerful and challenging words in Matthew 25, "when you have done it unto the least of these, you have done it unto me."

In a recent Executive Committee meeting, one of our new board members, Rev. Gary Gibson, pastor of Florence First United Methodist Church, offered the closing prayer. In that prayer, he rightly reminded all of us present that the ministry of the United Methodist Homes for Children and Youth is a ministry of love to some of "the least of these" in our world. As you know, so many of the children and youth who come to the Methodist Homes are broken by all forms of unspeakable abuse. Many times, they are children and youth who have nowhere else to go and who have no one else who even wants to care for them. They are in a very real sense "the least of these" of whom Jesus spoke. Perhaps one of the reasons we all feel so passionately about the work of the Homes is because it allows us to be a part of fulfilling Jesus' ministry mandate in Matthew 25.

Of course, we could not fulfill this mandate effectively without our exceptional staff. Like all of you who give so faithfully to the Homes, the entire Board is extremely proud of Dr. Hahn, the Executive Team, each and every staff

member in Versailles and Owensboro. They are the ones who day in and day out offer tireless acts of ministry in the name of Christ for God's children and youth, truly some of "the least of these" who need it most. Because of their faithfulness and your generous support, over 900 young peoples' lives have been touched with God's healing and wholeness this past year.

For all of you who love the Homes so much, I think you would want to know that the Board continues to work closely with the Homes' Executive Team to address our ongoing financial needs. We are working together to find creative ways to increase revenues and decrease expenses. The budget cuts we were forced to implement this past year were very painful because they involved staff layoffs.

A better stock market climate, and the increased Fifth Sunday offerings from our local Kentucky Conference churches—an increase of over \$400,000—I am pleased to report have all contributed to our increased financial stability.

Because of God's and your faithfulness, what I predicted in last year's report has come true—the ministry of the Homes is stronger, more effective and pleasing to God than ever before! On behalf of the entire Board, I want to thank each of you for your ongoing faithful support. Because of you and your love for Christ and your desire to see young peoples' lives transformed, the ministry of the Homes continues to be a ministry of love for the least of these!

*"The budget cuts we were forced to implement this past year were very painful because they involved staff layoffs."
—Jay Smith*

God's Home – The Methodist Children's Home

Rev. Dr. Ben H. Hahn, President/CEO
Kentucky United Methodist Home



It was a pleasure to stand before the 2004 Kentucky Annual Conference in Louisville and give each church represented a report on the ministry of their Children's Homes. As

President/CEO of the Methodist Homes, I felt such gratitude as I looked over the Annual Conference audience realizing the tremendous support from our local churches in meeting the needs of abandoned, abused, and neglected children.

The Apostle John indicates it is God who chooses, appoints, and sends so that His plans and purposes are accomplished. One hundred and thirty four years for the Versailles Campus and one hundred years for the Mary Kendall Campus God's call to take care of children are being fulfilled. Our Annual Conference Leadership and Local Churches responded to God's call and thousands upon thousands of children's lives have been touched and changed by the hand of God through the Methodist Homes for Children and Youth.

The year 2003 was a very challenging one to say the least. Significant changes

were made to offset financial shortages in prior years – budget reduction of \$1,300,000.00, twenty two full time positions eliminated, personnel restructuring to provide the ongoing needs of children.

The changes made were difficult, painful, and exhausting. However, the support (prayers, encouragement, and financial sacrifices) that was given by our local churches carried us through it. Many of you have heard me say, "the Local Church's Fifth Sunday Offerings are the

bloodline of the Methodist Home". Without the support from our local churches, the needed changes would have been impossible. Your prayers, encouragement, and financial support enabled us to make significant changes without cutting needed programs thus guaranteeing the opportunity to

offer healing and wholeness to each child God brings into our care.

Your continued support in 2004 and beyond is crucial. From the depths of my heart, the children, and all of the staff of the Mary Kendall and Versailles Campuses, I thank you for your faithfulness and partnership in helping to bring healing to all of God's children. Every child that is helped, your church, and you personally, has had a part in God's healing process.

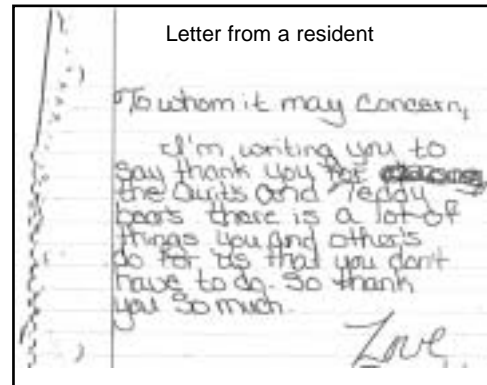
Benjamin H. Hahn

"You did not choose Me, but I chose you, and appointed you, that you should go and bear fruit, and that your fruit should remain..."
—John 15:16

List of Churches in the Redbird Conference that voluntarily support our Home:

Church Name	'03 Total Giving	Per Person	Avg Attd
Red Bird Mission			
Beverly UMC	340.00	6.18	55
Booneville UMC	32.00	0.34	94
Cranks Creek UMC	100.00		
Evarts UMC	60.41	1.83	33
Manchester UMC	34.00	0.49	70
Wallins UMC	150.00	5.00	30

Letter from a resident



Special Friends Answer A Special Need

Melinda Ryles-Smith, VP for Advancement Kentucky United Methodist Home



In 2003, we made sure that our church family knew of the needs of their Methodist Children's Homes. We let them know of the problems encountered by all children's homes in the

state. There were several other homes that either significantly downsized or closed altogether. However, because so many of our special friends answered our call for help, and after we took measures to decrease staffing and other expenses, we were able to end the year in the black for 2003! In fact, after challenging our churches to strive toward increasing their annual support by 1.4 million dollars, before the end of 2003, our churches had already increased giving by \$400,000.

The special people, who responded and have increased their giving, have

become special messengers of love to our young people. Their generous giving has enabled us to continue all of our programs to young people.

In addition to increased annual giving, we received several very generous bequests left to us from some of our special friends who included the children of the Methodist Children's Homes in their wills as a part of their family. These wonderful gifts came to us just when we were in need.

In 2004, we need to continue this move toward greater financial support to the Homes. We are striving toward an annual increase in giving for the Fifth Sunday Offering. You will see that the goals we gave for 2003, are the same for 2004. However, we have a big challenge to overcome in that two of our four Fifth Sunday Offerings fell on Memorial Day and the weekend before Labor Day. These are notoriously poorly attended

Sundays. We hope if you were away on any of these offerings, that you will send extra gifts directly to the Home for the Fifth Sunday Offering. The Fifth Sunday Offering is truly the lifeblood of this ministry, and when it drops, we are seriously hurt financially.

With every gift and prayer that you lift up for the good of these children, you become a messenger of God's love in their lives. You are truly an instrument of change. On behalf of each and every life you are helping us to reach, thank you and may God bless you with the love and kindness you have shown our young people.

Melinda Ryles-Smith

Did your Church meet its goal?

2003 ANNUAL REPORT

IMPORTANT NOTE:
 Average attendance numbers obtained from Conference Journal.
 Bold churches increased their giving from 2002 to 2003. Bold with a Red Dot churches met or exceeded their goal in doubling giving from 2002 to 2003.

Goals were set by doubling the 2002 giving. Giving includes cash and the value of in-kind donations such as clothing, food or furniture. These values are credited to your church goal. Bold churches increased their giving from 2002 to 2003! Bold with Red Dot churches met or exceeded their goal.

Church Name	2003 Giving Total	Goal	Per Person	Avg Attnd	Change '02 - '03
ASHLAND DISTRICT CHURCHES BELOW					
• Advance Memorial UMC	3,639.80	1,846.78	15.29	238	2,716.41
Argillite UMC	2,251.25	2,947.62	107.20	21	777.44
• Bagby Memorial UMC	4,443.23	4,098.98	31.74	140	2,393.74
• Barterville UMC	322.00	200.00	11.50	28	222.00
Bennetts Chapel UMC	100.00	150.00	3.70	27	25.00
• Bethel UMC	1,543.00	1,000.00	30.86	50	1,043.00
Bethel UMC of Tollesboro	0.00	190.00		13	
Burtonville UMC	200.00	300.00	13.33	15	50.00
• Cannonsburg Trinity UMC	1,856.50	1,274.00	12.21	152	1,219.50
Carlisle UMC	1,692.17	2,623.72	13.32	127	380.31
Centenary UMC	1,027.00	3,398.00	8.70	118	-672.00
Christ UMC	172.50	1,278.00	2.27	76	-466.50
Cyrus Chapel UMC	75.00	300.00	3.75	20	-75.00

Church Name	2003 Giving Total	Goal	Per Person	Avg Attnd	Change '02 - '03
• East Fork UMC	1,832.97	300.00	45.82	40	1,682.97
Ewing UMC	50.00	120.00	8.33	6	-10.00
Fairview UMC of Jacobs	0.00	400.00		20	
First UMC of Ashland	10,474.44	16,986.92	37.68	278	1,980.98
• First UMC of Catlettsburg	425.00	120.00	8.17	52	365.00
First UMC of Flemingsburg	2,973.10	3,263.50	20.50	145	1,341.35
• First UMC of Greenup	3,522.33	2,460.72	39.14	90	2,291.97
Garrison UMC	61.00	408.86	2.65	23	-143.43
Goddard UMC	1,395.82	1,575.06	34.04	41	608.29
Goebel Memorial UMC	0.00	180.00		9	
Grace UMC	473.00	760.00	3.64	130	93.00
Grassland Community UMC	305.00	724.00	0.97	313	-57.00
Headquarters UMC	117.44	152.70	3.45	34	41.09
Hillsboro UMC	400.00	880.00	20.00	20	-40.00
Hopewell UMC of Grayson	1,315.70	2,172.00	119.61	11	229.70

Fifth Sunday Challenge Report 2003 - Is Your Church meeting your goal?

Goals were set by doubling the 2002 giving. Giving includes cash and the value of in-kind donations such as clothing, food or furniture. These values are credited to your church goal. Bold churches increased their giving from 2002 to 2003! Bold with Red Dot churches met or exceeded their goal.

Church Name	2003 Giving Total	Goal	Per Person	Avg Attd	Change '02 - '03
Kilgore UMC	.800.00	1,600.00	7.21	.111	.00
Liberty UMC	.414.00	.470.00	9.63	.43	179.00
Lindsey Chapel UMC	.287.00	.720.58	13.05	.22	-73.29
Locust UMC	.00	.60.00		.15	
Mead Memorial UMC	2,297.50	2,391.10	27.68	.83	1,101.95
• Melrose UMC	.400.00	.290.00	23.53	.17	255.00
Moorefield UMC	1,561.00	2,294.20	48.78	.32	413.90
Morehead UMC	2,751.78	3,176.00	13.36	.206	1,163.78
Mt. Carmel UMC	.630.00	1,194.00	15.00	.42	33.00
Mt. Pleasant UMC	.25.00	.50.00	2.08	.12	.00
Mt. Tabor UMC of Fleming Co.	.00	.270.00		.25	
• Mt. Tabor UMC of Lewis Co.	.328.30	.150.00	32.83	.10	253.30
Muse's Chapel UMC	.475.00	.650.00	13.57	.35	150.00
• New Bethlehem UMC	.200.00	.100.00	13.33	.15	150.00
Oakland Mills UMC	.45.00	.200.00	1.73	.26	-55.00
Olive Hill UMC	.6,125.00	14,600.50	87.50	.70	-1,175.25
Owingsville UMC	1,508.00	1,729.16	16.76	.90	643.42
Pactolus UMC	1,797.25	2,732.10	30.99	.58	431.20
Poplar Plains UMC	.00	.250.00		.24	
Ramey's Chapel UMC	.400.00	1,420.00	5.71	.70	-310.00
• Reynolds Chapel UMC	.394.00	.384.00	43.78	.9	202.00
• Ringo Mills UMC	.250.00	.100.00	22.73	.11	200.00
Rose Hill UMC	734.50	1,362.00	24.48	.30	53.50
• Saltwell UMC	.415.84	.172.00	11.88	.35	329.84
• Sandy Hook UMC	.270.00	.210.00	2.70	1.00	165.00
Shiloh UMC	.474.00	1,022.00	8.46	.56	-37.00
South Ashland UMC	2,357.62	2,386.00	8.73	.270	1,164.62
South Portsmouth UMC	.244.30	.358.00	34.90	.7	65.30
South Shore UMC	.191.55	.499.00	2.99	.64	-57.95
• Stark UMC	.518.00	.504.00	20.72	.25	266.00
Sunshine UMC	1,524.00	1,730.00	14.24	1.07	659.00
Tilton UMC	.592.19	1,028.60	18.51	.32	77.89
Tollesboro UMC	2,198.90	2,746.00	27.49	.80	825.90
Trinity UMC of Vanceburg	.250.00	.800.00	16.67	.15	-150.00
• Vanceburg UMC	1,073.67	911.30	13.09	.82	618.02
Wallingford UMC	.667.00	1,400.00	9.53	.70	-33.00
Wesley Chapel UMC	1,370.71	1,930.00	76.15	.18	405.71
West Catlettsburg UMC	.350.00	.800.00	5.00	.70	-50.00
Whites Creek UMC	.345.52	.384.30	15.71	.22	153.37
• Wurtland UMC	.439.00	.306.12	17.56	.25	285.94

BOWLING GREEN DISTRICT CHURCHES BELOW

Adairville UMC	.505.00	.670.00	10.10	.50	170.00
Allensville UMC	.232.00	.442.00	5.66	.41	11.00
Bell's Chapel UMC	1,060.00	1,582.00	32.12	.33	269.00
Bethel Grove UMC of Franklin	.50.00	.100.00	3.33	.15	
Bethel UMC of Bowling Green	.00	.37.60		.71	
Bethel UMC of Elkton	.609.96	1,254.00	14.88	.41	-17.04
Bethel UMC of Russellville	.00	.320.00		.16	
Broadway UMC	.5,533.00	11,100.00	10.70	.517	-17.00
Cave City UMC	.652.27	.298.40	15.17	.43	503.07
• Chandler's Chapel UMC	1,598.78	1,378.92	31.98	.50	909.32
Cherry's Chapel UMC	.120.00	.300.00	6.32	.19	-30.00
• Christ UMC Bwlng Grn	5,141.01	4,396.48	18.76	.274	2,942.77
Concord UMC of Allen Co	.610.00	.650.00	30.50	.20	285.00
Concord UMC of Lewisburg	.00	.400.00			
Cub Run UMC	.460.00	.660.00	10.22	.45	130.00
Dorsey's Chapel UMC	.400.00	.700.00	20.00	.20	50.00
Duncan's Chapel UMC	.846.40	1,202.00	47.02	.18	245.40
Epley UMC	.120.00	.160.00	4.00	.30	40.00
• Fairview UMC of Bwlng Gn	1,195.90	.212.40	23.92	.50	1,089.70
Faith UMC of Bowling Green	.935.00	3,750.00	5.05	.185	-940.00
First UMC of Franklin	5,944.89	6,928.30	21.38	.278	2,480.74
First UMC of Guthrie	.744.25	1,482.00	13.29	.56	3.25
First UMC of Morgantown	.1,836.53	4,793.32	20.41	.90	-560.13
• First UMC of Scottsville	4,294.75	3,601.32	21.37	.201	2,494.09

Church Name	2003 Giving Total	Goal	Per Person	Avg Attd	Change '02 - '03
Greenhill UMC	2,682.00	2,686.00	68.77	.39	1,339.00
Greenwood UMC	.566.00	.568.00	17.69	.32	282.00
Hardyville Union UMC	.155.00	1,050.00	2.31	.67	-370.00
• Hickory Hill UMC	1,206.00	.536.00	30.92	.39	938.00
• Highland UMC of Cave City	.623.12	.445.00	15.20	.41	400.62
Hillsdale UMC	.00	.800.00			
Horse Cave UMC	.839.00	1,026.00	15.54	.54	326.00
Huntsville UMC	.2,528.94	2,381.88	101.15	.25	1,338.00
Johnson's Chapel UMC	.00	.700.00		.35	
Kirkmansville UMC	.200.00	.918.00	100.00	.2	-259.00
Ladies Chapel	.333.25	.633.00	3.20	.104	16.75
Lewis Chapel UMC	.588.38	.800.00	17.83	.33	188.38
Lewisburg UMC	.336.15	.871.00	13.41	.25	-99.35
McKendree Chapel UMC	.00	.400.00		.20	
Mt. Beulah UMC	.345.00	.390.00	13.80	.25	150.00
Mt. Pisgah UMC	.200.00	.400.00	11.11	.18	.00
• Mt. Pleasant UMC	2,814.00	2,411.20	80.40	.35	1,608.40
Mt. Sharon UMC	.80.00	.200.00	6.67	.12	-20.00
Mt. Union UMC	1,659.00	2,598.00	12.86	.129	360.00
Munfordville UMC	1,221.92	1,961.60	21.82	.56	241.12
New Bethel UMC	.115.00	.590.00	1.34	.86	-180.00
New Buck Creek UMC	.00	.140.00		.7	
New Liberty UMC	.00	.420.00		.21	
Oakland UMC of Adairville	.00	.150.00		.28	
O'Roark UMC	.115.00	.440.00	2.88	.40	-105.00
Park City UMC	1,048.08	1,852.00	18.39	.57	122.08
• Pearce Memorial UMC	1,064.90	.643.20	27.31	.39	743.30
Pembroke UMC	.50.00				50.00
• Petrie Memorial UMC	8,050.99	7,887.62	43.99	.183	4,107.18
Pleasant Hill UMC of Elkton	1,499.65	3,616.18	18.75	.80	-308.44
Pleasant Run UMC	.20.00	.200.00	2.00	.10	-80.00
Providence UMC	.475.00	1,020.00	7.54	.63	-35.00
Ray's Branch UMC	.366.21	.373.00	16.65	.22	179.71
Red Oak Grove UMC	.285.00	.300.00	16.76	.17	135.00
Richardsville UMC	.120.00	.320.00	4.62	.26	-40.00
Rochester UMC	.452.00	1,000.00	19.65	.23	-48.00
Rockfield UMC	.803.53	1,125.80	7.65	1.05	240.63
Rocky Hill UMC	.00	.380.00		.19	
Rolling Springs UMC	.00	.140.00		.7	
Shiloh UMC of Scottsville	.174.00	.700.00	6.69	.26	-176.00
• Smith's Grove UMC	.473.71	.344.00	6.87	.69	301.71
• St. James UMC	4,307.00	3,806.00	37.45	.115	2,404.00
State Street UMC	.8,718.50	23,030.80	23.50	.371	-2,796.90
Stevenson Chapel UMC	.825.50	1,050.00	14.74	.56	300.50
Stevenson's Chapel	.55.00	1,000.00			-445.00
Stony Point UMC	.00	.500.00		.25	
• Stuart's Chapel UMC	.353.70	.277.70	8.84	.40	214.85
• Sugar Grove UMC	1,225.82	.800.00	18.03	.68	825.82
Temple UMC	.5,477.10	13,610.00	23.62	.231	-1,327.90
Trenton UMC	.736.90	1,222.30	19.39	.38	125.75
Union Chapel UMC	.259.82	.576.68	4.48	.58	-28.52
• Walker's Chapel UMC	1,279.34	.741.84	24.14	.53	908.42
Whites Chapel UMC	.890.00	1,756.00	23.42	.38	12.00
Wileys Chapel UMC	1,450.00	1,540.00	45.31	.32	680.00
Wilkinson Temple UMC	.00	.800.00		.40	
• Woodbury UMC	.270.00	.120.00	24.55	.11	210.00

COLUMBIA DISTRICT CHURCHES BELOW

• Albany UMC	2,840.00	2,560.00	25.36	.112	1,560.00
Antioch UMC	.3,108.66	6,456.10	81.81	.38	-119.39
Asbury UMC	.860.00	3,920.00	10.89	.79	-1,100.00
• Barnett's Creek UMC	1,988.29	.891.56	79.53	.25	1,542.51
Bear Wallow UMC	.336.00	.446.00	3.95	.85	113.00
• Beaumont UMC	.275.00	.210.00	7.64	.36	170.00
Berea Chapel UMC	.00	.280.00		.14	
• Bethel UMC (Barren Co.)	.228.91	105.90	4.40	.52	175.96
Bethel UMC of Russell Spr	.417.00	.450.00	8.34	.50	192.00

Fifth Sunday Challenge Update 2003 - Is Your Church Meeting the Double Challenge?

Goals were set by doubling the 2002 giving. Giving includes cash and the value of in-kind donations such as clothing, food or furniture. These values are credited to your church goal. Bold churches increased their giving from 2002 to 2003! Bold with Red Dot churches met or exceeded their goal.

Church Name	2003 Giving Total	Goal	Per Person	Avg Attd	Change '02-'03
Friendship UMC	.00	100.00		.5	
Harlan UMC	140.00	1,580.00	2.26	.62	-650.00
Jennys Chapel UMC	1,487.86	3,598.10	30.36	.49	-311.19
Keen's Chapel UMC	.00	760.00		.38	
Liberty UMC of Liberty	2,200.00	2,120.00	21.57	102	1,140.00
Liberty UMC of Williamsburg	425.00	1,250.00	425.00	.1	-200.00
Lockett's Chapel UMC	260.00	250.00	10.40	.25	135.00
Loyall UMC	866.00	2,280.00	21.65	.40	-274.00
Lynch UMC	550.00	460.00	25.00	.22	320.00
Macedonia UMC	584.31	1,660.62	16.23	.36	-246.00
Meadow Creek UMC	20.00	320.00	1.25	.16	-140.00
Middleburg UMC	370.00	1,590.00	11.21	.33	-425.00
Mill Creek UMC	100.00	900.00	2.22	.45	-350.00
Mintonville UMC	.00	480.00		.24	
Monticello UMC	2,208.66	3,026.74	20.26	109	695.29
Mt. Zion UMC	1,390.73	1,677.00	51.51	.27	552.23
Olive Gilead UMC	.00	700.00		.35	
Piney Grove UMC	700.00	500.00	28.00	.25	450.00
Pleasant Run UMC	.00	300.00		.15	
Pleasant View UMC	2,111.10	3,382.00	39.83	.53	420.10
Ringgold UMC	5,126.00	7,111.70	155.33	.33	1,570.15
Rockholds UMC	1,964.97	3,960.00	93.57	.21	-15.03
Salem UMC	100.00	290.00	2.22	.45	-45.00
Sardis Chapel UMC	1,228.63	1,781.22	14.63	.84	338.02
Science Hill UMC	3,130.00	2,800.00	23.19	135	1,730.00
Shady Grove UMC	1,030.00	1,966.00	79.23	.13	47.00
Simpson Memorial UMC	200.00	300.00	4.08	.49	50.00
Slate Hill UMC	701.40	1,348.60	41.26	.17	-27.10
Trace Branch UMC	441.00	1,758.00	22.05	.20	-438.00
Trinity UMC of Corbin	4,092.38	2,880.00	78.70	52	2,652.38
Tuttle's Chapel UMC	3,163.01	3,325.50	175.72	.18	1,500.26
Twin Branch UMC	125.00	200.00	4.31	.29	25.00
Whitley City UMC	1,045.00	2,585.76	19.35	.54	-247.88
Willow Springs UMC	80.00	1,100.00	1.45	.55	-470.00
Wyatt's Chapel UMC	.00	100.00		.5	

COVINGTON DISTRICT CHURCHES BELOW

Alexandria UMC	5,199.00	4,484.00	33.76	154	2,957.00
Asbury UMC	8,368.04	6,742.52	29.06	288	4,996.78
Benson UMC	1,610.00	2,370.00	46.00	35	425.00
Berry UMC	500.00	1,114.22	12.50	.40	-57.11
Bethel UMC	870.00	668.00	87.00	10	536.00
Boyd UMC	.00	240.00		.12	
Boyer's Chapel UMC	3,202.10	6,155.84	58.22	.55	124.18
Brooksville UMC	628.12	773.82	29.91	.21	241.21
Butler UMC	655.00	914.00	8.73	.75	198.00
California UMC	510.00	943.80	39.23	.13	38.10
Carter's Chapel UMC	5,000.54	4,290.00	156.27	32	2,855.54
Carthage UMC	266.20	478.42	5.92	.45	26.99
Central UMC of Maysville	6,267.51	18,840.60	58.57	107	-3,152.79
Christ UMC of Florence	2,340.00	2,074.78	7.85	298	1,302.61
Concord UMC	3,314.29	4,617.86	49.47	.67	1,005.36
Concord UMC of Pndltn Co	622.66	550.00	27.07	.23	347.66
Curry UMC	3,945.00	5,160.00	112.71	.35	1,365.00
Ebenezer UMC of Cynthiaiana	944.30	1,005.50	13.89	.68	441.55
Eggleston UMC	920.00	900.00	34.07	.27	470.00
Eimarch UMC	705.00	1,110.00	13.06	.54	150.00
Epworth UMC of Covington	1,858.50	1,518.00	53.10	.35	1,099.50
Erlanger UMC	11,151.11	21,392.46	73.85	151	454.88
Faith Community UMC	3,416.50	7,627.38	45.55	.75	-397.19
Falmouth UMC	892.95	3,256.62	15.67	.57	-735.36
First UMC of Covington	430.00	206.00	8.60	.50	327.00
First UMC of Cynthiaiana	2,111.74	3,508.62	11.11	190	357.43
First UMC of Florence	8,788.41	15,357.74	21.75	404	1,109.54
First UMC of Melbourne	5,067.50	2,586.00	129.94	.39	3,774.50
Forman's Chapel UMC	866.00	748.00	54.13	.16	492.00

Church Name	2003 Giving Total	Goal	Per Person	Avg Attd	Change '02-'03
Foster UMC	267.00	1,134.00	38.14	.7	-300.00
Foster's Chapel UMC	202.00	200.00	16.83	.12	102.00
Germantown UMC	1,271.25	1,407.50	16.95	.75	567.50
Gethsemane UMC	200.00	200.00	2.11	.95	100.00
Haven's Chapel UMC	25.00	150.00	2.50	.10	-50.00
Highland UMC of Fort Thomas	2,355.43	7,481.46	9.81	.240	-1,385.30
Immanuel UMC Lksd Prk	5,175.94	7,704.00	8.22	.630	1,323.94
Lair UMC	539.20	822.24	11.98	.45	128.00
Lee's Chapel UMC	200.00	1,200.00	14.29	.14	-400.00
Main Street UMC of Cvngrtn	324.00	330.00	10.80	.30	159.00
McKendree UMC	740.37	1,332.50	52.88	.14	74.12
Minerva UMC	298.00	108.00	11.92	.25	244.00
Morning View UMC	1,903.80	1,206.50	30.22	.63	1,300.55
Mt. Olivet UMC	2,479.00	3,344.00	79.97	.31	807.00
Mt. Pleasant UMC	385.40	1,116.38	10.71	.36	-172.79
Neave UMC	579.00	1,114.00	18.68	.31	22.00
Nepton UMC	240.00	780.00	20.00	.12	-150.00
New Hope UMC	886.00	1,918.00	11.81	.75	-73.00
Ninth Street UMC Cvngrtn	48.00	20.00	0.76	.63	38.00
Oakland UMC of Clfrna	4,356.42	6,910.84	55.85	.78	901.00
Oddville UMC	1,450.00	2,950.00	63.04	.23	-25.00
Olivet UMC	810.00	3,857.48	40.50	.20	-1,118.74
Orangeburg UMC	691.25	1,008.00	18.68	.37	187.25
Pine Grove UMC	440.00	1,730.00	29.33	.15	-425.00
Piqua UMC	458.00	851.00	18.32	.25	32.50
Pleasant Grove UMC Cvngrtn	763.00	1,110.00	15.26	.50	208.00
Salem UMC	65.00	204.00	6.50	.10	-37.00
Sardis UMC	1,310.65	1,534.80	72.81	.18	543.25
Scott UMC	567.00	781.20	12.60	.45	176.40
Seddon UMC	993.23	1,309.00	11.04	.90	338.73
Shannon UMC	703.30	714.00	20.09	.35	346.30
St. John Community Church	650.00	Non-dnmntnl			650.00
St. Luke UMC of Covington	175.00	10,220.00	4.38	.40	-4,935.00
Staffordsburg UMC	625.01	1,666.04	9.47	.66	-208.01
Strawberry UMC	10.00	140.00	1.00	.10	-60.00
Sunny Acres UMC	625.00	2,201.40	11.16	.56	-475.70
Trinity UMC of Augusta	82.00	290.00	2.28	.36	-63.00
Trinity UMC of Covington	1,992.00	12,614.80	18.79	106	-4,315.40
Trinity UMC of Maysville	6,062.22	14,170.30	36.74	165	-1,022.93
Walton UMC	2,046.40	2,283.82	21.83	.80	904.49
Warsaw UMC	80.42	122.00	2.17	.37	19.42
Washington UMC	2,584.57	2,784.00	35.90	.72	1,192.57
Wesley UMC	1,089.61	2,030.06	15.57	.70	74.58
Williamstown UMC	4,067.19	4,134.62	57.28	.71	1,999.88
Worthington UMC	.00	240.00		.12	

ELIZABETHTOWN DISTRICT CHURCHES BELOW

Alexander Chapel UMC	392.00	500.00	15.68	.25	142.00
Alpha UMC	53.00	540.00	1.96	.27	-217.00
Bardstown UMC	2,392.01	5,252.50	10.45	.229	-234.24
Bethel UMC of Brandenburg	294.00	648.00	3.92	.75	-30.00
Bethel UMC Mt. Wshngtn	8,052.50	4,410.00	115.04	.70	5,847.50
Bewleyville UMC	410.00	1,100.00	5.13	.80	-140.00
Big Clifty UMC	238.00	82.00	13.22	.18	197.00
Big Spring Corners UMC	225.00	900.00	5.00	.45	-225.00
Bloomfield UMC	981.97	2,482.68	28.06	.35	-259.37
Bonnieville UMC	125.00	300.00	2.36	.53	-25.00
Bradfordville UMC	800.00	1,800.00	16.67	.48	-100.00
Brandenburg UMC	8,449.80	7,563.68	32.88	.257	4,667.96
Camp Ground UMC	2,148.58	1,460.00	21.06	102	1,418.58
Cave Spring UMC	.00	80.00		.20	
Cecilia UMC	301.00	550.00	10.75	.28	26.00
Cedar Grove UMC	10.00	76.00	0.34	.29	-28.00
Chaplin UMC	384.40	172.00	9.61	.40	298.40
Clair Memorial UMC	125.00	150.00	2.19	.57	50.00
Clarkson UMC	351.00	566.20	8.36	.42	67.90

Fifth Sunday Challenge Report 2003 - Is Your Church meeting your goal?

Goals were set by doubling the 2002 giving. Giving includes cash and the value of in-kind donations such as clothing, food or furniture. These values are credited to your church goal. Bold churches increased their giving from 2002 to 2003! Bold with Red Dot churches met or exceeded their goal.

Church Name	2003 Giving Total	Goal	Per Person	Avg Attd	Change '02 - '03	Church Name	2003 Giving Total	Goal	Per Person	Avg Attd	Change '02 - '03
Cloverport UMC	.870.85	1,544.00	11.93	.73	98.85	Claylick UMC	1,640.00	1,960.00	20.50	.80	660.00
• College Heights UMC	1,443.00	970.00	5.96	.242	958.00	Dean Memorial UMC	9.00	82.00	0.41	.22	-32.00
Constantine UMC	352.45	765.96	12.59	.28	-30.53	Eminence UMC	105.00	616.00	4.57	.23	-203.00
Custer UMC	239.13	486.00	5.98	.40	-3.87	First UMC of Frankfort	21,935.05	30,487.20	54.56	.402	6,691.45
Davidson Memorial UMC	1,194.00	2,759.26	9.18	.130	-185.63	• First UMC of Georgetown	2,969.00	1,736.00	8.63	.344	2,101.00
Dennie Memorial UMC	1,900.00	4,900.00	36.54	.52	-550.00	• Graefenburg UMC	2,971.00	1,074.00	59.42	.50	2,434.00
Fairview UMC	549.42	698.70	9.64	.57	200.07	Harrodsburg UMC	1,903.99	8,270.72	11.20	.170	-2,231.37
Glendale UMC	1,085.00	3,390.00	16.69	.65	-610.00	Harvieland UMC	150.00	320.00	10.00	.15	-10.00
• Gravel Switch UMC	461.20	447.10	24.27	.19	237.65	Hickory Grove UMC	0.00	515.36	5.15	.40	-257.68
Green's Chapel UMC	500.00	700.00	35.71	.14	150.00	Hintown UMC	124.80	240.00	4.99	.25	4.80
Hardinsburg UMC	6,820.05	24,882.00	53.70	.127	-5,620.95	Jonesville UMC	671.00	1,771.60	17.66	.38	-214.80
Harned UMC	1,771.00	2,132.00	24.60	.72	705.00	Joseph's Chapel UMC	0.00	20.00	0.00	.15	-10.00
High Plains UMC	130.00	170.00	6.50	.20	45.00	• Junction City UMC	200.00	200.00	5.56	.36	100.00
Hodgenville UMC	584.00	1,098.00	4.17	.140	35.00	Lawrenceburg UMC	3,545.13	6,150.58	21.75	.163	469.84
Horsley Chapel UMC	1,185.00	2,100.00	30.38	.39	135.00	Mackville UMC	100.00	370.00	7.14	.14	-85.00
Howe Valley UMC	234.05	872.54	4.98	.47	-202.22	Midway UMC	11,795.15	17,711.72	589.76	.20	2,939.29
Irvington UMC	1,900.00	2,030.00	21.84	.87	885.00	• Milton UMC	1,750.00	988.00	15.49	.113	1,256.00
Kedron UMC	0.00	300.00	0.00	.15	0.00	Mitchellsburg UMC	150.00	400.00	9.38	.16	-50.00
Lebanon UMC	2,559.64	4,492.24	11.91	.215	313.52	Mortonsville UMC	150.00	420.00	7.14	.21	-60.00
Leitchfield UMC	2,721.32	5,764.84	13.61	.200	-161.10	• Mt. Carmel/Hopewell UMC	728.27	702.00	17.76	.41	377.27
Little Clifty UMC	716.46	804.00	19.90	.36	314.46	Mt. Edwin UMC	120.00	400.00	5.71	.21	-80.00
Locust Hill UMC	410.00	800.00	14.64	.28	10.00	Mt. Gilead UMC	4,455.46	11,206.84	87.36	.51	-1,147.96
Longview UMC	964.10	2,167.56	17.22	.56	-119.68	Mt. Hebron UMC	200.00	400.00	20.00	.10	0.00
McDaniels - Antioch UMC	939.90	1,099.90	15.16	.62	389.95	Mt. Hope UMC	1,255.39	1,997.50	29.20	.43	256.64
• Memorial UMC	13,767.61	7,325.20	27.00	.510	10,105.01	• Mt. Pisgah UMC of Dry Ridge	335.00	300.00	22.33	.15	185.00
Millerstown UMC	0.00	80.00	0.00	.37	0.00	Mt. Pleasant UMC	100.00	350.00	10.00	.10	-75.00
Mouser's Chapel UMC	0.00	300.00	0.00	.15	0.00	Mt. Zion UMC of Shakertown	20.00	30.00	0.44	.45	5.00
Mt. Washington UMC	6,315.94	10,682.86	47.85	.132	974.51	• Mt. Zion UMC of Willisburg	2,264.00	2,016.00	43.54	.52	1,256.00
• Muldraugh UMC	200.00	170.00	12.50	.16	115.00	New Castle UMC	4,156.18	5,704.32	34.63	.120	1,304.02
Overdale UMC	46.00	202.00	0.92	.50	-55.00	New Columbus UMC	390.00	720.00	27.86	.14	30.00
Pleasant Grove UMC	15.00	520.00	0.58	.26	-245.00	New Zion UMC	166.00	176.10	2.21	.75	77.95
Pleasant View UMC	1,000.00	3,236.00	30.30	.33	-618.00	Olive Branch UMC	514.74	1,237.38	6.43	.80	-103.95
Radcliff UMC	8,302.00	10,967.70	60.16	.138	2,818.15	Owenton UMC	66.00	80.00	3.30	.20	26.00
Raywick Highview UMC	135.00	160.00	3.86	.35	55.00	Oxford UMC	0.00	140.00	0.00	.7	0.00
Rhodes Memorial UMC	372.15	2,702.12	7.44	.50	-978.91	Pendleton UMC	34.00	440.00	1.55	.22	-186.00
Ridge Spring UMC	1,800.00	2,600.00	78.26	.23	500.00	Penny's Chapel UMC	0.00	680.00	0.00	.34	0.00
Rock Creek UMC	0.00	200.00	0.00	.10	0.00	Perryville UMC	442.51	535.58	3.99	.111	174.72
Rosetta UMC	183.00	548.00	6.54	.28	-91.00	Pleasant View UMC	300.00	800.00	18.75	.16	-100.00
• Sample UMC	375.00	300.00	10.71	.35	225.00	Pleasureville UMC	500.50	836.00	12.83	.39	82.50
Short Creek UMC	507.32	790.50	11.53	.44	-112.07	Port Royal UMC	0.00	350.00	0.00	.45	-175.00
Smith Chapel UMC	497.27	1,242.74	7.31	.68	-124.10	Rockbridge UMC	1,246.05	1,558.66	42.97	.29	466.72
Sonora UMC	1,176.16	1,230.48	26.14	.45	560.92	Salem UMC	5,816.35	7,210.10	166.18	.35	2,211.30
Stephensburg UMC	76.00	80.00	2.11	.36	36.00	Salvisa UMC	510.00	702.00	11.33	.45	159.00
Stephensport UMC	1,446.35	2,076.50	29.52	.49	408.10	Simpson UMC	55.10	146.00	1.84	.30	-17.90
Stone's View UMC	125.00	150.00	5.43	.23	50.00	• Simpsonville UMC	3,991.00	2,744.00	57.84	.69	2,619.00
Stovall UMC	2,492.50	6,082.32	26.24	.95	-548.66	• Springfield UMC	3,573.88	654.00	64.98	.55	3,246.88
Summit UMC	1,393.00	3,200.00	39.80	.35	-207.00	St. John UMC of Shelbyville	290.00	1,692.26	4.14	.70	-556.13
• Talbert Chapel UMC	100.00	100.00	4.00	.25	50.00	St. Paul UMC of Frankfort	276.73	470.04	2.74	.101	41.71
Taylorville UMC	999.07	1,491.20	20.81	.48	253.47	Sulphur UMC	487.00	698.00	24.35	.20	138.00
• Upton UMC	1,092.65	600.00	36.42	.30	792.65	Versailles UMC	11,476.52	29,388.30	34.05	.337	-3,217.63
Vine Grove UMC	2,159.00	5,226.00	19.63	.110	-454.00	Wesley Chapel UMC Grvl Swt	50.00	100.00	2.00	.25	0.00
Webster UMC	455.00	1,200.00	20.68	.22	-145.00	Wesley UMC of Georgetown	135.25	270.74	3.86	.35	-0.12
• Wesley Meadows UMC	329.50	115.62	4.22	.78	271.69	Wesley UMC of Nelson Co	69.00	30.00	1.97	.35	54.00
Woodlawn/Beech Fork UMC	1,440.64	4,546.94	28.81	.50	-832.83						
• Zion UMC of Upton	208.00	100.00	9.45	.22	158.00						

FRANKFORT DISTRICT CHURCHES BELOW

Allen's Chapel	0.00	600.00	0.00	.30	0.00
Antioch UMC	275.00	450.00	7.24	.38	50.00
Bedford UMC	287.00	1,504.12	5.63	.51	-465.06
Bethlehem UMC	1,266.00	1,444.00	126.60	.10	544.00
• Burgin UMC	300.00	240.00	12.00	.25	180.00
Campbellsburg UMC	1,232.50	2,090.50	61.63	.20	187.25
Carrollton UMC	6,601.00	6,958.00	95.67	.69	3,122.00
Centenary UMC of Danville	5,772.35	9,539.00	16.83	.343	1,002.85
Centenary UMC Shilbyvl	2,969.10	6,775.36	10.84	.274	-418.58

LEXINGTON DISTRICT CHURCHES BELOW

• Aldersgate UMC of Lxngtn	7,588.75	2,481.50	51.98	.146	6,348.00
Berea UMC	800.00	1,090.00	5.33	.150	255.00
Bowen UMC	0.00	200.00	0.00	.11	-100.00
Brick by Brick UMC	905.00	20.00	22.63	.40	895.00
Bryantsville UMC	849.42	3,381.94	9.88	.86	-841.55
Bybee UMC	1,020.00	1,240.00	24.88	.41	400.00
• Camargo UMC	455.00	300.50	15.17	.30	304.75
Cedar Grove UMC of Irvine	1,252.67	1,832.00	10.71	.117	336.67
Centenary UMC of Lxngtn	69,614.53	77,395.74	50.67	1,374	30,916.66
Centerville UMC	1,207.00	1,662.00	28.74	.42	376.00
• Christ UMC of Lexington	9,146.50	4,412.50	46.19	.198	6,940.25

Fifth Sunday Challenge Report 2003 - Is Your Church meeting your goal?

Goals were set by doubling the 2002 giving. Giving includes cash and the value of in-kind donations such as clothing, food or furniture. These values are credited to your church goal. Bold churches increased their giving from 2002 to 2003! Bold with Red Dot churches met or exceeded their goal.

Church Name	2003 Giving Total	Goal	Per Person	Avg Attd	Change '02-'03
Clark UMC	125.00	534.00	11.36	11	-142.00
Clay City UMC	305.00	700.00	10.17	30	-45.00
College Hill UMC	804.64	1,788.80	11.66	69	-89.76
• Doylesville UMC	275.00	150.00	25.00	11	200.00
Dunaway UMC	832.35	2,116.54	16.99	49	-225.92
Duncans Chapel UMC	118.90	600.00	3.96	30	-181.10
El Bethel UMC	1,487.00	2,270.00	30.98	48	352.00
First UMC of Lexington	18,471.06	28,884.50	29.23	632	4,028.81
• First UMC of Mt. Sterling	5,016.24	3,392.18	24.47	205	3,320.15
First UMC of Paris	1,195.75	1,437.92	6.39	187	476.79
First UMC of Richmond	3,651.33	4,122.34	7.58	482	1,590.16
First UMC of Winchester	4,606.95	9,056.00	20.47	225	78.95
Grassy Lick UMC	170.33	238.00	3.48	49	51.33
Gunn's Chapel UMC	1,570.00	500.00	46.18	34	1,570.00
Hardwicks Creek UMC	345.00	704.00	26.54	13	-7.00
• Harris Memorial UMC	1,127.78	277.30	14.46	78	989.13
Herrington UMC	220.00	500.00	8.46	26	-30.00
Highland UMC	0.00	456.00		38	-228.00
Hope Springs UMC	0.00	2,860.00		143	-1,430.00
Hutchison UMC	849.49	1,092.30	18.88	45	303.34
Irvine UMC	724.49	1,308.70	10.35	70	70.14
Jackson's Chapel UMC	0.00	228.00		19	-114.00
King's Mountain UMC	300.00	500.00	14.29	21	50.00
Lamberts Chapel UMC	0.00	240.00		20	-120.00
Lancaster UMC	3,025.80	5,887.30	35.60	85	82.15
McKendree UMC	664.75	500.00	44.32	15	664.75
Millersburg UMC	525.50	1,160.50	7.62	69	-54.75
Mt. Beulah UMC	495.00	790.00	8.53	58	100.00
Mt. Lebanon UMC	1,995.66	3,571.96	22.68	88	209.68
• Mt. Zion UMC	1,421.80	1,205.60	15.29	93	819.00
Neals Creek UMC	0.00	1,160.00		58	-580.00
• Nicholasville UMC	12,300.11	7,814.00	41.41	297	8,393.11
North Ridge UMC	0.00	1,320.00		110	-660.00
• Paint Lick UMC	592.25	54.00	11.85	50	565.25
Park UMC of Lexington	1,057.00	1,831.00	7.05	150	141.50
Poosey Mission UMC	125.00	200.00	17.86	7	25.00
• Preachersville UMC	350.00	150.00	11.67	30	275.00
• Ravenna UMC	785.00	540.00	60.38	13	515.00
Red House UMC	56.00	170.00	1.33	42	-29.00
Robert's Chapel UMC	240.00	400.00	4.14	58	40.00
Ruddles Mill UMC	250.00	350.00	16.67	15	75.00
Shiloh UMC	360.00	1,420.00	3.71	97	-350.00
• Southern Hills UMC	29,493.31	20,424.00	46.52	634	19,281.31
St. Andrews UMC	199.00	642.00	1.47	135	-122.00
St. Luke UMC of Lexington	12,132.97	25,378.58	19.20	632	-556.32
St. Paul UMC of Paris	110.00	266.12	2.75	40	-23.06
The Rock UMC	2,795.60	6,390.00	31.06	90	-399.40
Trinity Hill UMC	29,716.22	29,755.90	56.07	530	14,838.27
Trinity UMC of Winchester	1,902.85	1,918.00	14.64	130	943.85
Wallace Chapel UMC	120.00	160.00	17.14	7	40.00
Wesley Chapel UMC Nchlsv	188.26	246.50	7.53	25	65.01
Wesley UMC of Lexington	566.70	1,781.78	2.83	200	-324.19
• West Bend UMC	240.00	180.00	6.86	35	150.00
Westside Community UMC	480.52	658.48	8.58	56	151.28
Wiley UMC	30.00	60.00	3.00	10	0.00
Wilmore UMC	1,591.00	2,710.00	4.71	338	236.00
Wisemantown UMC	426.00	1,022.00	71.00	6	-85.00

LOUISVILLE DISTRICT CHURCHES BELOW

Aldersgate UMC of Louisville	676.00	1,815.00	5.78	117	-231.50
• Audubon Park UMC	5,797.25	4,100.00	62.54	56	3,747.25
Bethany UMC	1,956.04	4,634.18	14.17	138	-361.05
Buechel UMC	1,995.51	2,507.24	10.29	194	741.89
Christ Church UMC	13,367.98	27,876.06	11.53	1,159	-570.05
City Road Chapel UMC	0.00	600.00		30	0.00
Coke Memorial UMC	125.00	250.00	1.92	65	0.00

Church Name	2003 Giving Total	Goal	Per Person	Avg Attd	Change '02-'03
• Cooper Memorial UMC	513.00	313.24	3.13	164	356.38
• Covenant UMC	454.16	333.42	1.12	404	287.45
• Crescent Hill UMC	3,305.00	2,390.00	30.60	108	2,110.00
Crestwood UMC	4,876.97	7,141.92	9.56	510	1,306.01
Epiphany UMC	9,503.00	16,386.00	49.49	192	1,310.00
Epworth UMC of Louisville	2,499.40	4,823.00	4.36	573	87.90
Fern Creek UMC	1,386.25	1,958.00	6.11	227	407.25
Fourth Avenue UMC	393.30	450.00	3.25	121	168.30
Gateway Community UMC	2,176.65	4,680.40	16.74	130	-163.55
Genesis UMC	44.00	164.00	0.22	200	-38.00
Grace UMC of Louisville	2,560.00	3,340.00	111.30	23	890.00
Hazelwood UMC	703.51	1,276.00	12.79	55	65.51
Highland UMC of Louisville	610.00	1,484.00	8.59	71	-132.00
Hobbs Chapel UMC	0.00	400.00		20	0.00
Jeffersonton UMC	3,642.68	4,450.74	16.94	215	1,417.31
Korean UMC	58.00	116.00	1.93	30	0.00
Marcus Lindsey UMC	66.51	98.00	4.43	15	17.51
Middletown UMC	10,189.05	24,593.28	16.84	605	-2,107.59
• Mosaic UMC	70.00	70.00	9.53	78	70.00
Mt. Holly UMC	743.00	956.10	9.53	78	264.95
• Mt. Tabor UMC	553.35	450.36	7.91	70	328.17
Parkview UMC of Louisville	810.80	802.00	5.96	136	409.80
Parkway UMC	230.00	448.00	5.11	45	6.00
Parkwood UMC	4,951.00	9,336.00	78.59	63	283.00
Pleasure Ridge Park UMC	393.00	742.90	9.83	40	21.55
Preston Highway UMC	176.58	202.94	4.20	42	75.11
• R. E. Jones UMC	296.00	176.00	3.22	92	208.00
Resurrection UMC	5,255.00	6,000.00	111.81	47	2,255.00
• Shiloh UMC	509.37	382.20	7.07	72	318.27
Shively UMC	232.00	628.00	3.87	60	-82.00
• St. John UMC of Prospect	3,486.10	1,414.00	8.46	412	2,779.10
St. Luke UMC of Louisville	703.25	930.06	14.07	50	238.22
St. Mark UMC of Louisville	612.95	1,825.54	3.93	156	-299.82
St. Matthews UMC	13,402.45	22,961.74	39.42	340	1,921.58
• St. Paul UMC of Jffrsntwn	130.00	200.00	13.00	10	30.00
St. Paul UMC of Louisville	2,368.74	1,884.10	3.48	681	1,426.69
Summit Heights UMC	3,013.33	4,281.00	13.51	223	872.83
Sycamore Chapel UMC	100.00	700.00	2.86	35	-250.00
• Virginia Avenue UMC	607.25	330.00	7.89	77	442.25
Watkins Memorial UMC	2,344.07	2,525.08	10.51	223	1,081.53
West Broadway UMC	0.00	800.00		40	0.00
West Point UMC	178.00	200.00	11.87	15	78.00

MADISONVILLE DISTRICT CHURCHES BELOW

Bethany UMC	2,285.00	3,416.00	65.29	35	577.00
• Bethel UMC (Livingston Co.)	275.00	190.00	6.11	45	180.00
Bethel UMC (Trigg Co.)	450.00	600.00	14.06	32	150.00
Bethesda UMC of Cadiz	725.00	2,662.00	10.66	68	-606.00
Browder UMC	687.75	792.50	20.84	33	291.50
• Cadiz UMC	6,482.13	2,658.58	41.82	155	5,152.84
Cedar Grove UMC of Marion	0.00	460.00		16	0.00
Cerulean UMC	1,125.00	1,800.00	62.50	18	225.00
Chestnut Oak UMC	4,898.00	6,333.92	74.21	66	1,731.04
Christ Church UMC	554.61	1,062.00	15.85	35	23.61
Christian Heights UMC	828.58	1,107.02	12.19	68	275.07
Crofton UMC	270.00	600.00	7.71	35	-30.00
Dawson Springs UMC	145.50	156.10	2.60	56	67.45
• Dixie UMC	498.00	494.00	4.22	118	251.00
Dixon UMC	1,694.00	2,789.60	33.88	50	299.20
Dycusburg UMC	200.00	400.00	13.33	15	0.00
Dyer's Chapel UMC	415.00	850.00	34.58	12	-10.00
• Earlington UMC	970.00	904.00	31.29	31	518.00
• Eddyville UMC	13,513.68	9,188.00	108.98	124	8,919.68
Elm Grove UMC	250.00	300.00	16.67	15	100.00
Emberly UMC	50.00	240.00	4.17	12	-70.00
• Fairview UMC (Christian Co.)	1,870.00	1,450.00	62.33	30	1,145.00

Fifth Sunday Challenge Report 2003 - Is Your Church meeting your goal?

Goals were set by doubling the 2002 giving. Giving includes cash and the value of in-kind donations such as clothing, food or furniture. These values are credited to your church goal. Bold churches increased their giving from 2002 to 2003! Bold with Red Dot churches met or exceeded their goal.

Church Name	2003 Giving Total	Goal	Per Person	Avg Attd	Change '02 - '03
• Fairview UMC (Lyon Co.)	.657.00	.300.00	.2628	.25	.507.00
• First UMC of Hopkinsville	.16,267.61	.13,202.56	.44.94	.362	.9,666.33
First UMC of Madisonville	.16,415.20	.16,600.46	.38.53	.426	.8,114.97
First UMC of Princeton	.125.00	.200.00	.4.03	.31	.25.00
• First UMC of Providence	.497.00	.440.00	.10.35	.48	.277.00
• First UMC of Slaughters	.665.20	.490.00	.6.79	.98	.420.20
• Friendship UMC	.738.00	.560.00	.29.52	.25	.458.00
Glenn's Chapel UMC	.600.00	.3,220.00	.14.29	.42	-1,010.00
Grand Rivers UMC	.298.00	.840.00	.4.45	.67	-122.00
• Groves Chapel UMC	.653.00	.500.00	.26.12	.25	.403.00
• Hampton UMC	.1,259.53	.960.00	.18.80	.67	.779.53
• Hanson UMC	.3,715.85	.1,348.84	.28.58	.130	.3,041.43
• Hebron UMC of Hopkinsville	.301.25	.177.00	.33.47	.9	.212.75
• Herndon UMC	.1,561.85	.777.90	.34.71	.45	.1,172.90
Kuttawa UMC	.2,254.00	.3,420.80	.34.68	.65	.543.60
• Lafayette UMC	.611.00	.212.00	.22.63	.27	.505.00
• Ledbetter UMC	.814.00	.300.00	.16.28	.50	.664.00
• Linton UMC	.600.00	.600.00	.10.91	.55	.300.00
Livingston Chapel UMC	.200.00	.300.00	.10.00	.20	.50.00
Marion UMC	.2,171.62	.4,317.12	.17.24	.126	.13.06
McMurray UMC	.00	.500.00		.25	
Mt. Carmel UMC	.00	.600.00		.30	
Mt. Pleasant UMC	.00	.340.00		.17	
Mt. Zion UMC	.1,485.00	.5,350.00	.78.16	.19	-1,190.00
New Salem UMC	.266.35	.1,111.86	.26.64	.10	-289.58
• Nortonville UMC	.304.00	.178.00	.15.20	.20	.215.00
Oakland UMC of Cadiz	.1,650.00	.4,600.00	.36.67	.45	-650.00
• Ogden Memorial UMC	.7,525.00	.3,749.22	.30.71	.245	.5,650.39
• Old Salem UMC	.221.00	.220.00	.9.61	.23	.111.00
Onton UMC	.2,142.93	.2,199.34	.16.36	.131	.1,043.26
Paradise UMC	.200.00	.300.00	.4.76	.42	.50.00
• Parkview UMC	.370.00	.358.02	.18.50	.20	.190.99
Pembroke UMC	.437.50	.665.36	.13.67	.32	.104.82
Pisgah UMC	.630.00	.1,356.00	.14.65	.43	-48.00
Pleasant Green UMC	.100.00	.150.00	.7.14	.14	.25.00
Providence Rural UMC	.618.00	.958.00	.6.12	.101	.139.00
Rock Springs UMC	.300.00	.400.00	.11.54	.26	.100.00
Rockcastle UMC	.00	.1,140.02		.65	-570.01
Rosebud UMC	.40.00	.300.00	.2.67	.15	-110.00
Salem UMC	.100.00	.400.00	.4.76	.21	-100.00
Saratoga UMC	.846.00	.1,732.00	.21.15	.40	-20.00
• Sebree UMC	.1,333.35	.1,184.00	.18.78	.71	.741.35
• Shiloh UMC of Hopkinsville	.455.00	.400.00	.37.92	.12	.255.00
Siloam UMC	.300.00	.600.00	.9.09	.33	.00
Smithland UMC	.303.00	.692.00	.9.47	.32	-43.00
St. Charles UMC	.125.00	.150.00	.8.33	.15	.50.00
St. John UMC Hopkinsville	.5,450.44	.8,739.80	.15.98	.341	.1,080.54
Tabernacle UMC	.00	.500.00		.25	
Tolu UMC	.200.00	.444.00	.12.50	.16	-22.00
• Trinity UMC of Princeton	.1,113.00	.514.00	.41.22	.27	.856.00
• Vaughn's Grove UMC	.386.00	.200.00	.21.44	.18	.286.00
• Webb Memorial UMC of Clay	.779.00	.630.20	.7.08	.110	.463.90
• White Plains UMC	.322.25	.322.00	.8.06	.40	.161.25

OWENSBORO DISTRICT CHURCHES BELOW

Asbury UMC	.00	.1,200.00		.60	
• Barnes Chapel UMC	.125.00	.50.00	.2.08	.60	.100.00
Beaver Dam UMC	.806.35	.1,158.66	.11.86	.68	.227.02
Beech Creek UMC Gnvll	.00	.260.00		.13	
• Beech Grove UMC Calhoun	.253.00	.204.00	.18.07	.14	.151.00
Beech Valley UMC	.113.00	.230.00	.6.28	.18	-2.00
• Belleview UMC	.605.14	.388.00	.13.16	.46	.411.14
Bennett Memorial UMC	.3,760.00	.6,350.00	.22.65	.166	.585.00
Bethlehem UMC of Lwsprt	.1,729.06	.2,547.46	.49.40	.35	.455.33
Boling Chapel UMC	.431.00	.1,186.00	.7.18	.60	-162.00
Breckenridge Street UMC	.3,144.26	.3,264.62	.32.42	.97	.1,511.95

Church Name	2003 Giving Total	Goal	Per Person	Avg Attd	Change '02 - '03
Cairo UMC	.1,235.80	.2,481.44	.9.43	.131	-4.92
Calhoun UMC	.487.50	.984.84	.5.19	.94	-4.92
• Centertown UMC	.670.00	.80.00	.19.14	.35	.630.00
• Chapel Hill UMC	.16,354.42	.530.00	.46.73	.350	.16,089.42
Corydon UMC	.575.00	.1,130.00	.13.37	.43	.10.00
Cromwell UMC	.00	.380.00		.19	
DeKoven UMC	.1,095.00	.250.00	.52.14	.21	.970.00
Drakesboro UMC	.591.50	.582.00	.14.43	.41	.300.50
Dundee UMC	.780.00	.816.00	.43.33	.18	.372.00
Easton UMC	.339.00	.697.00	.22.60	.15	-9.50
First UMC of Central City	.2,202.62	.2,593.22	.19.15	.115	.906.01
• First UMC of Henderson	.6,887.91	.5,147.50	.19.68	.350	.4,314.16
• Fordsville UMC	.643.00	.610.00	.45.93	.14	.338.00
Goshen UMC	.00	.192.00		.16	
Greenville UMC	.6,196.25	.17,604.00	.30.52	.203	-2,605.75
Grove Center UMC	.00	.100.00		.24	
Hartford UMC	.550.00	.757.00	.8.73	.63	.171.50
Hawesville UMC	.17,057.17	.18,667.24	.98.03	.174	.7,723.55
Hilldale UMC	.1,905.31	.4,844.74	.19.44	.98	-517.06
• Island UMC	.493.00	.260.00	.6.32	.78	.363.00
Jernigans Chapel UMC	.1,000.00	.1,300.00	.32.26	.31	.350.00
Lead Hill UMC	.00	.720.00		.36	
Lewisport UMC	.1,211.97	.2,573.78	.12.12	.100	-74.92
Liberty UMC of Bvr Dm	.1,650.00	.2,034.00	.36.67	.45	.633.00
• Livermore UMC	.2,504.38	.1,994.18	.25.82	.97	.1,507.29
Maceo UMC	.24.00	.122.00	.1.60	.15	-37.00
Masonville UMC	.2,102.40	.3,806.50	.22.13	.95	.199.15
• Morganfield UMC	.4,626.56	.4,566.90	.50.84	.91	.2,343.11
Mt. Pleasant UMC	.00	.180.00		.9	
• Mt. Zion UMC of Owensboro	.125.00				.125.00
Myer's Chapel UMC	.225.00	.600.00	.8.04	.28	-75.00
New Chapel UMC	.298.00	.782.00	.10.64	.28	-93.00
Niagara UMC	.294.61	.469.50	.8.42	.35	.59.86
No Creek UMC	.676.00	.1,700.00	.7.95	.85	-174.00
Oak Grove UMC of Calhoun	.00	.380.00		.19	
Old Bethel UMC	.100.00	.280.00	.7.14	.14	-40.00
• Pleasant Grove UMC Philpot	.1,935.25	.60.00	.22.50	.86	.1,905.25
• Pleasant Hill UMC Bld Knb	.330.00	.330.00	.55.00	.6	.165.00
• Pleasant Hill UMC Lvrmr	.180.00	.130.00	.3.27	.55	.115.00
Powderly UMC	.00	.230.00		.24	
Providence UMC of Philpot	.1,004.00	.2,178.30	.13.39	.75	-85.15
Robards UMC	.200.00	.420.00	.5.71	.35	-10.00
Rosewood UMC	.280.00	.640.00	.7.78	.36	-40.00
Rosine UMC	.465.00	.1,140.00	.38.75	.12	-105.00
Rumsey UMC	.66.00	.350.00	.1.43	.46	-109.00
Sacramento UMC	.1,158.30	.2,550.00	.15.24	.76	-116.70
• Settle Memorial UMC	.24,361.78	.20,505.42	.38.43	.634	.14,109.07
• Shaver's Chapel UMC	.211.00	.206.00	.7.03	.30	.108.00
Shiloh UMC of Island	.500.00	.2,200.00	.33.33	.15	-600.00
South Carrollton UMC	.138.00	.153.50	.6.57	.21	.61.25
• Spottsville UMC	.100.00	.40.00	.4.76	.21	.80.00
St. John UMC of Owensboro	.686.00	.1,768.00	.4.54	.151	-198.00
Sturgis UMC	.1,342.00	.2,708.00	.20.33	.66	-12.00
Thruston UMC	.1,113.00	.1,998.20	.19.19	.58	.113.90
Towers Chapel UMC	.148.25	.218.00	.5.93	.25	.39.25
Trinity UMC of Owensboro	.537.71	.821.00	.6.72	.80	.127.21
Uniontown UMC	.50.00	.60.00	.3.33	.15	.20.00
Utica UMC	.25.00	.64.00	.0.83	.30	-7.00
Washington UMC	.100.00	.180.00	.6.67	.15	.10.00
• Wesleyan Heights UMC	.7,083.79	.3,860.00	.39.79	.178	.5,153.79
Woodlawn UMC Ownsbr	.4,195.75	.7,275.92	.43.26	.97	.557.79
Worthington Chapel UMC	.1,135.00	.1,330.00	.30.68	.37	.470.00
Yeargin's Chapel UMC	.1,349.00	.7,184.00	.35.50	.38	-2,243.00

PRESTONSBURG DISTRICT CHURCHES BELOW

• Aldersgate UMC of Pikeville	.807.92	.290.36	.35.13	.23	.662.74
-------------------------------	---------	---------	--------	-----	---------

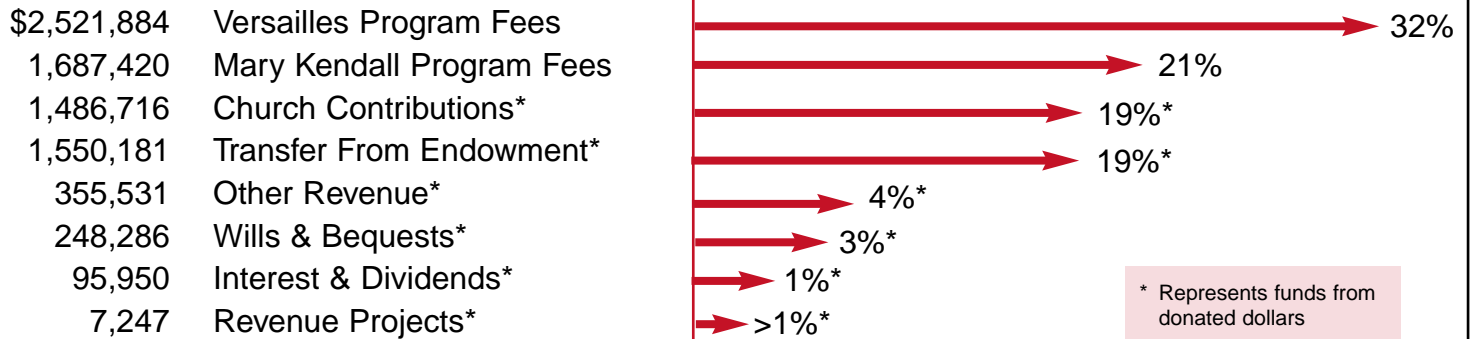
Fifth Sunday Challenge Report 2003 - Is Your Church meeting your goal?

Goals were set by doubling the 2002 giving. Giving includes cash and the value of in-kind donations such as clothing, food or furniture. These values are credited to your church goal. Bold churches increased their giving from 2002 to 2003! Bold with Red Dot churches met or exceeded their goal.

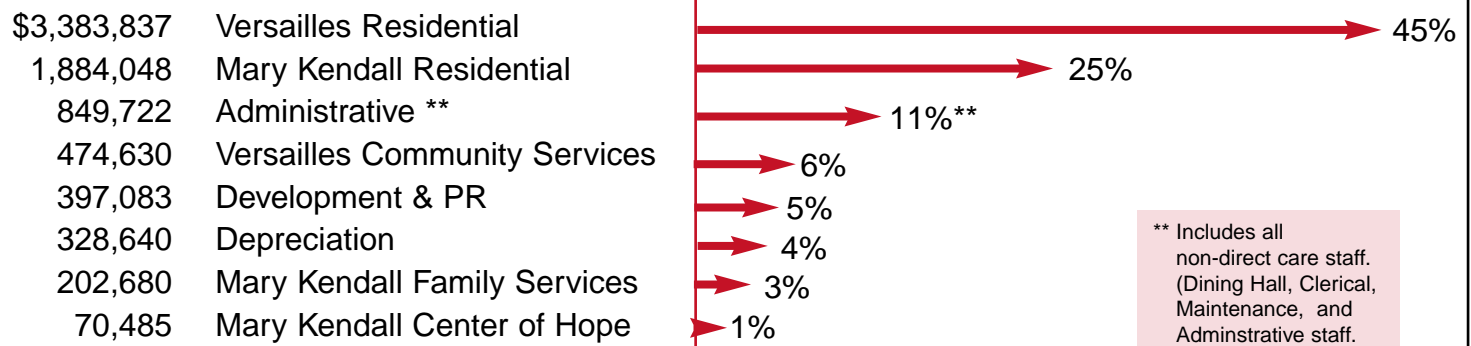
Church Name	2003 Giving Total	Goal	Per Person	Avg Attd	Change '02 - '03	Church Name	2003 Giving Total	Goal	Per Person	Avg Attd	Change '02 - '03
• Auxier UMC	.850.00	.810.00	.47.22	.18	.445.00	Hindman UMC	.975.00	2,467.74	.12.50	.78	-.258.87
Bear Creek UMC Ctltsbrg	.877.26	1,053.00	14.62	.60	350.76	• Horn Chapel UMC	.400.00	.320.00	.30.77	.13	-.240.00
Belfry UMC	1,496.98	2,886.06	31.19	.48	53.95	• Jackson UMC	.268.54	.190.00	.4.33	.62	-.173.54
• Betsy Layne UMC	.275.00	.200.00	.13.75	.20	.175.00	Jenkins UMC	.560.00	1,294.00	15.14	.37	-.87.00
Border's Chapel UMC	.325.00	.700.00	18.06	.18	-25.00	Kavanaugh Chapel UMC	.0.00	.30.00		.24	
Bowman Memorial UMC	.952.00	1,748.00	15.11	.63	.78.00	Louisa UMC	.879.00	1,146.60	.9.16	.96	.305.70
Brammers Gap UMC	.100.00	.400.00	6.25	.16	-100.00	Mayo UMC	.100.00	.606.00	.0.96	.104	-.203.00
Buchanan Chapel UMC	.310.00	.350.00	6.89	.45	.135.00	Millstone UMC	.158.20	.295.40	1.32	.120	.10.50
Campton UMC	1,056.75	1,195.10	11.12	.95	459.20	Neon UMC	.632.00	.794.00	.39.50	.16	.235.00
Christ UMC of Allen	1,608.75	2,116.00	12.47	.129	550.75	• Oil Springs UMC	.535.66	.422.14	.10.71	.50	.324.59
• Community UMC Pbrg	1,073.65	.502.00	.8.59	.125	.822.65	Pleasant Valley UMC	.25.00	1,454.00	.0.42	.60	-.702.00
Dennis Chapel UMC	.100.00	.600.00	7.14	.14	-200.00	Prater Memorial UMC	.222.50	.535.00	3.42	.65	-.45.00
Dorton UMC	1,026.00	3,124.00	29.31	.35	-536.00	• Salem UMC	4,556.20	3,520.00	103.55	.44	2,796.20
Elkhorn City UMC	.791.00	3,535.80	28.25	.28	-976.90	• Salisbury UMC	.50.00	.40.00	1.28	.39	.30.00
Emma UMC	.0.00	1,600.00		.80		Savage Memorial UMC	.156.00	.566.00	7.80	.20	-.127.00
First UMC of Louisa	.664.00	1,490.00	9.22	.72	-.81.00	Seco UMC	.0.00	.460.00		.23	
First UMC of Paintsville	1,569.01	6,318.34	9.45	.166	-1,590.16	Sergent UMC	.900.00	1,400.00	.32.14	.28	.200.00
First UMC of Pikeville	3,190.20	27,705.60	9.67	.330	-10,662.60	Shelby Memorial UMC	.752.15	2,021.02	14.19	.53	-.258.36
First UMC of Prestonsburg	2,350.50	4,112.00	14.88	.158	.294.50	Stone UMC	.711.00	2,822.00	20.31	.35	-.700.00
Gallup UMC	.75.00	.400.00	6.25	.12	-125.00	• Vogel Day UMC	2,660.00	2,290.00	32.05	.83	1,515.00
• Garrett Chapel UMC	.493.00	.280.00	35.21	.14	353.00	Warfield UMC	.200.00	.300.00	13.33	.15	.50.00
Golden Memorial UMC	.0.00	.510.00		.49		Wayland UMC	.303.00	1,109.32	5.05	.60	-.251.66
Graceway UMC	1,093.06	2,992.66	9.94	.110	-403.27	West Liberty UMC	.320.00	1,460.00	4.00	.80	-.410.00
Hampton UMC	.399.19	1,582.44	2.72	.147	-392.03	Wheelwright UMC	.295.00	.600.00	3.69	.80	-.5.00
Hardy UMC	.100.00	.250.00	2.22	.45	-.25.00	Whitesburg UMC	.200.00	.643.00	6.45	.31	-.121.50
• Hazel Green UMC	.45.00	.40.00	2.14	.21	.25.00	• Wolverine UMC	.483.87	.220.00	13.44	.36	.373.87

2003 Financial Graphs

2003 Operating Revenue \$7,953,215



2003 Operating Expenses \$7,591,125



Four Year Comparison of Giving Revenue

	Fifth Sunday Offering	Sponsorships	Special Gifts	Memorials & Honors	Christmas + Other Appeals	Mary Kendall Gifts	Foundation & Corporate Gifts	Other & + FOC
2000	601,998	47,883	162,050	121,697	68,031 28,168	13,388	★ 35,730	9,022 30,369
2001	578,017	56,864	145,287	119,693	★ 73,398 45,041	19,234	16,951	★ 12,239 55,412
2002	550,296	★ 60,715	171,963	131,182	68,385 35,010	21,226	15,194	12,070 52,643
2003	★ 900,491	47,370	★ 214,111	★ 145,174	66,551 43,859	★ 42,712	22,260	4,188 34,416

★ Indicates Highest Year

Over 900 children participate in our programs yearly.
A partial list of programs includes, Independent Living,
Foster Care, Adoption, Substance Abuse Awareness,
Residential Treatment, Emergency Shelter, After-School Assistance,
and In-Home Crisis Stabilization.

2003 ANNUAL REPORT

Non-Profit Organization US Postage PAID Permit #48 Versailles, KY
--

The Kentucky United Methodist Homes
P.O. Box 749
Versailles, KY 40383-0749